

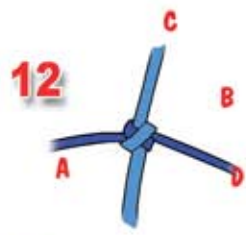
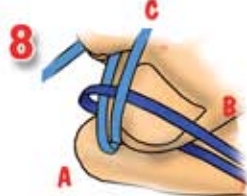
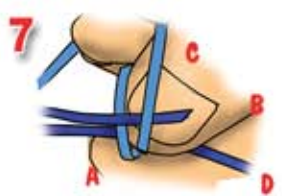
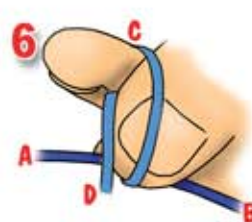
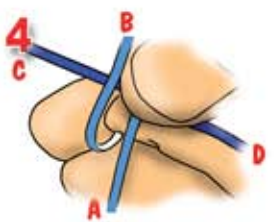
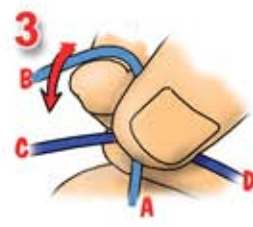
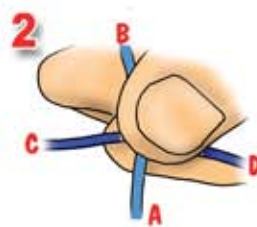
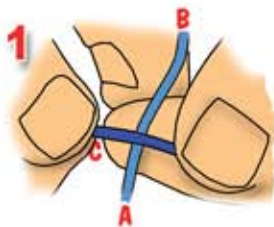
Square Stitch Face Instructions (Colors can vary)

Materials:

EZ Gimper (Optional)
2 Yards Blue Rexlace
2 Yards Light Blue Rexlace
1 Pony Bead
2 Wiggle Eyes

Setup:

Start with figure 1 below. Follow figures



Finish (Follow the illustrations below)

13 Weave 2 strands through end



14 Tie 2 square knots per above instructions



15 When square knots are complete
Slide all 4 strands into a pony bead.



16 Glue on Wiggle Eyes.